

Delaware County Workforce Development Board
Service Delivery Oversight Committee
Monday, June 1, 2026 @ 9am
[Join the meeting now](#)

Agenda and Report

Minutes from the March 2 meeting

PY25 Q3 Performance Outcomes: Title I, TANF EARN, TANF YDP

PY25 Q3 Monitoring Report

PA CareerLink® Activity Report

PY26 Allocation Reduction

2026 Service Delivery Oversight Committee Meeting Dates

Monday, August 31, 2026 @ 9am

Monday, November 30, 2026 @ 9am

Delaware County Workforce Development Board
Service Delivery Oversight Committee Minutes
Delaware County Workforce Development Board
Service Delivery Oversight Committee Minutes
Tuesday, December 2, 2025, 1 pm via MS Teams

Attendance: Bill Adams, Shanae Stallworth, Mike Dopkin, Jenn Kacimi (staff), Tatiana Moskatova (staff), Kate McGeever (staff)

Minutes from the December 2 meeting

Shanae Stallworth made a motion to approve the December meeting minutes, Bill Adams seconded. All approved.

Q2 Performance Outcomes: Title I, Title III, TANF EARN, TANF YDP

Jenn Kacimi highlighted that WIOA Q2 performance for Credential Attainment is the focus for improvement.

Enrollment v Performance

Kate provided the context for a memo issued to WIOA Adult/Dislocated Worker contractors that suspended enrollment goals through June 30, 2026. The goal of the shift is to have frontline staff help job seekers find the program that best aligns with their needs, rather than the locally created enrollment goals. Mike Dopkins shared that Title III/BWPO only requires job seekers to be eligible to work in the US, so they will be available to help job seekers who are not suitable for Title I.

Q2 Monitoring Report

Tatiana Moskatova reported that there were many successful monitoring visits during Q2. Her focus is on updating all Equal Opportunity posters to reflect the new state-level director.

PA CareerLink® Activity Report

In the foot traffic numbers in the committee report, Kate highlighted a decrease in foot traffic, which may be partially caused by the end of the Crozer workers needing assistance. She also drew attention to the list of the most popular workshops. Mike Dopkin shared that the very popular BWPO Networking workshop is a great way to serve mid- and higher-experienced job seekers.

Closing

Bill reminded the committee of the upcoming board meeting on March 19 at DCCC's new campus.

WIOA Title I Performance Outcomes
3RD Quarter PY 2025 Program Year-to-Date Results

Delaware

	Adult				Dislocated Worker				Youth				Effectiveness in serving Employers				Average Indicator Score
	Numerator	Actual Performance	Negotiated Goal	% of Goal Achieved	Numerator	Actual Performance	Negotiated Goal	% of Goal Achieved	Numerator	Actual Performance	Negotiated Goal	% of Goal Achieved	Numerator	Actual Performance	Negotiated Goal	% of Goal Achieved	
Employment Rate (2nd Quarter)	115	67.3%	69.0%	97.5%	35	72.9%	79.0%	92.3%	24	82.8%	72.0%	115.0%					101.6%
	171				48				29								
Employment Rate (4th Quarter)	104	63.4%	65.0%	97.5%	42	77.8%	78.0%	99.7%	37	71.2%	69.0%	103.2%					100.2%
	164				54				52								
Median Earnings (2nd Quarter)	-	\$6,228	\$6,000	103.8%	-	\$11,331	\$10,500	107.9%	-	\$3,457	\$3,500	98.8%					103.5%
	18				12				7								
Credential Attainment Rate	34	52.9%	80.0%	66.1%	26	46.2%	80.0%	57.8%	15	46.7%	45.0%	103.8%					75.9%
	42				57				21								
Measurable Skill Gains	65	64.6%	56.0%	115.4%	69	82.6%	43.0%	192.1%	32	65.6%	30.0%	218.7%					175.4%
	55				69				32								
Effectiveness in serving Employers													117	60.0%	NA	NA	NA
													195				
Average Program Score				96.1%				110.0%									127.9%

Statewide

	Adult				Dislocated Worker				Youth				Effectiveness in serving Employers				Average Indicator Score
	Numerator	Actual Performance	Negotiated Goal	% of Goal Achieved	Numerator	Actual Performance	Negotiated Goal	% of Goal Achieved	Numerator	Actual Performance	Negotiated Goal	% of Goal Achieved	Numerator	Actual Performance	Negotiated Goal	% of Goal Achieved	
Employment Rate (2nd Quarter)	3,294	74.4%	77.5%	96.0%	1,312	80.1%	81.0%	98.9%	1,158	71.1%	71.0%	100.1%					98.3%
	4,425				1,637				1,528								
Employment Rate (4th Quarter)	3,661	73.4%	76.0%	96.6%	1,482	80.8%	81.0%	99.8%	1,778	71.8%	68.5%	104.8%					100.4%
	4,987				1,835				2,475								
Median Earnings (2nd Quarter)	-	\$8,266	\$8,100	102.1%	-	\$10,462	\$10,100	103.6%	-	\$5,466	\$4,500	121.5%					109.0%
	1,144				551				1,139								
Credential Attainment Rate	1,738	65.8%	72.0%	91.4%	703	78.4%	75.0%	104.5%	1,538	69.5%	66.5%	104.5%					100.1%
	1,320				618				968								
Measurable Skill Gains	1,951	67.7%	65.0%	104.2%	880	70.2%	60.0%	117.0%	1,805	53.6%	65.0%	82.5%					101.2%
	1,951				880				1,805								
Employer Retention													20,109	69.6%	NA	NA	NA
													28,895				
Average Program Score				98.0%				104.8%									102.7%

Data reflects 7/1/25-3/31/25

WIOA Title I Adult and Dislocated Worker Services

Contractor	Service	Employment	Credentials	Enrollments	
				Current	Planned
Business Interface, LLC	Career Services	32	0	49	60
Delaware County Literacy Council	Career Services	9	0	10	37
EDSI, Inc.	Career Services	20	0	39	60
EDSI, Inc.	Career Services - Re-Entry	9	0	49	125
DCCC	Training - ITA	22	8	129	160

WIOA Title I Out-of-School Youth Services

Contractor	Employment	Work Experience	Credentials	Measurable Skill Gains	Enrollments	
					Current	Planned
Community Action Agency of Delaware County	2	2	15	17	20	20
Chester Education Foundation	8	18	3	16	22	25
EDSI, Inc.	8	7	2	8	32	50
Delaware County Intermediate Unit	1	1	0	0	10	25

TANF Youth Development Program

Contractor	Employment	Work Experience	Credentials	Enrollments	
				Current	Planned
Be Proud Foundation (LIP)	0	19	0	19	25
Chester Education Foundation	5	60	0	60	40
Upper Darby Police Department	0	32	0	32	30
Delaware County Intermediate Unit	1	3	0	14	15
EDSI, Inc	3	4	0	20	20



EARN TANF AND SNAP SERVICES

Q3 PROGRAM YEAR 2026

Individuals that receive Temporary Assistance for Needy Families (TANF) or Supplemental Nutrition Assistant Program (SNAP) benefits enroll in Employment, Advancement, and Retention Network (EARN) programs. EARN services include case management, education and job training, and supportive services.

Referrals and Enrollments: January through March 2026

Measure	Most Recent Quarter	Program Year -to-Date
---------	------------------------	--------------------------

Referrals:

TANF	57	236
SNAP	24	54

Enrollments

TANF	41	173
SNAP	22	46

Customer Receiving Services: January through March 2026

Measure	Most Recent Quarter	Program Year -to-Date
---------	------------------------	--------------------------

Case Management	63	219
Job Readiness/Search	33	198
Employment	12	79
Job Retention 6-12 months	22	44
Credentialing	13	21
Assessment	63	219
IEP	63	201

Measure	Most Recent	Program
TANF & SNAP	Quarter	Year -to-Date
Social Service Professional	62	215

**Outcome data only includes outcome entered into CWDS, the state data entry system, by service providers.*

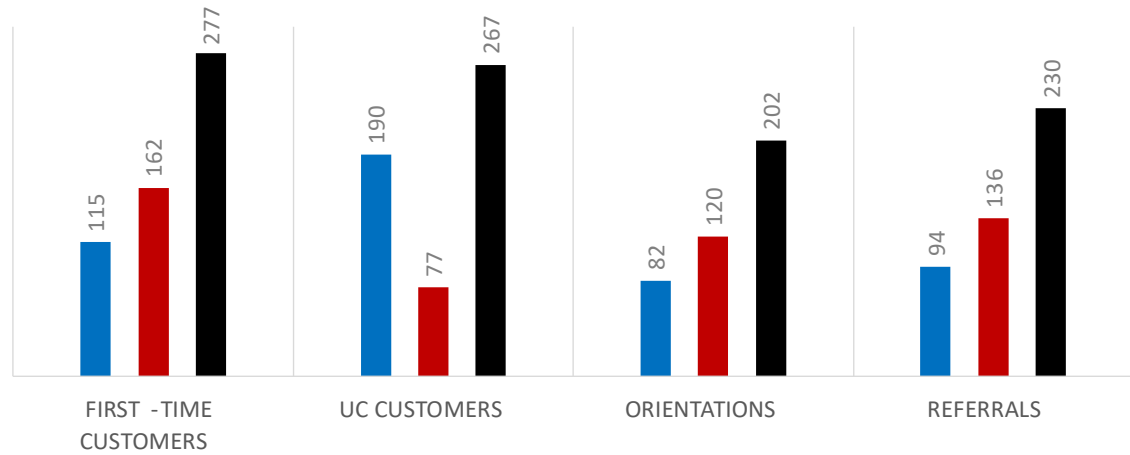
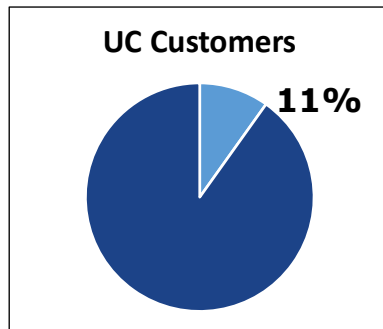
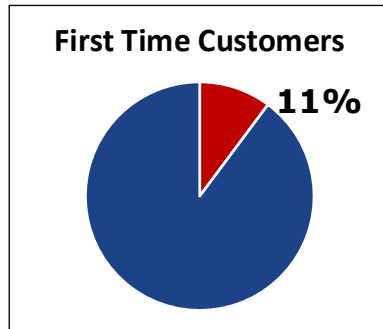
EARN CONNECTOR:

Effective July 1, 2025, through March 31, 2026, EARN Connector, stationed in the Chester City PA CareerLink® office, provided services to a total of 26 customers who expressed interest in the program. 14 of those customers qualified for enrollment into the program either under SNAP or TANF category. To ensure customers transitioned in a timely manner, the EARN Connector worked closely with the EARN Program Manager and the County Assistance Office.

Quarterly Monitoring Summary, January-March 2026

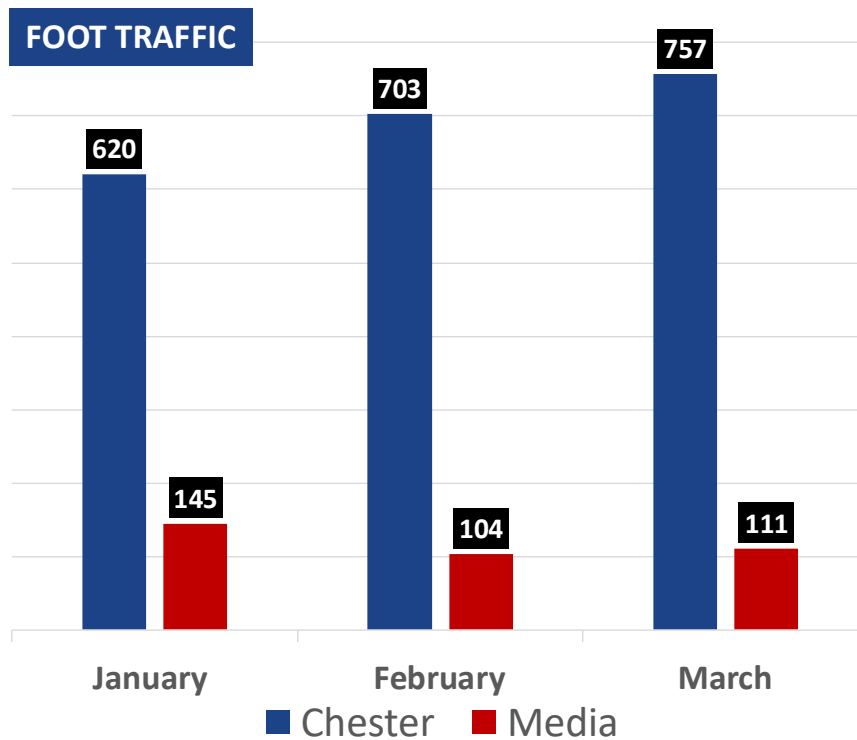
Contractor	Youth/ADW/ ITA/OJT /OSO/CL	Date of Monitoring Visit/Meeting	Findings? Y/N	In Compliance? Y/N
Delaware County Community College, Training Services Program	ADW	02/03/2026 Visit	No	Yes
Educational Data System Inc., Career Services – Reentry	ADW	02/05/2026 Visit	No	Yes
Educational Data System Inc. Career Services, Performance: Placement, Retention, Follow- Up Programs	EARN	02/12/2026 Visit	No	Yes
Business Interface, LLC, Career Services, Performance: Placement, Retention, Follow- Up Programs	EARN	02/17/2026 Visit	No	Yes
Educational Data Services Inc. Business Services	ADW	02/18/2026 Visit	No	Yes
Chester Education Foundation, WIOA	OSY	02/19/2026 Visit	No	Yes
Educational Data System Inc., WIOA	OSY	02/26/2026 Visit	No	Yes
Delaware County Intermediate Unit, WIOA	OSY	03/03/2026 Visit		
Community Action Agency of DelCo, WIOA	OSY	03/05/2026 Visit	No	Yes

PA CAREERLINK® SITE DATA



	Walk Ins	First-Time Customers	UC Customers	Orientations	Referrals
Chester City	2080	115	190	82	94
Media	360	162	77	120	136
Total	2440	277	267	202	230

PA CAREERLINK® SITE DATA



FIRST TIME CUSTOMERS

	CHESTER	MEDIA
January	7%	41%
February	5%	43%
March	4%	51%

UNEMPLOYMENT CUSTOMERS

	CHESTER	MEDIA
January	9%	20%
February	9%	23%
March	10%	20%

PA CAREERLINK® OUTREACH REPORT

NEWSLETTER DATA

	Open Rate	Total Readers	Total Recipients
January	54%	7,848	15,028
February	55%	7,985	14,966
March	51%	7,340	14,899

UC OUTREACH

- Mailed an additional 3,000 postcards to new UC claimants

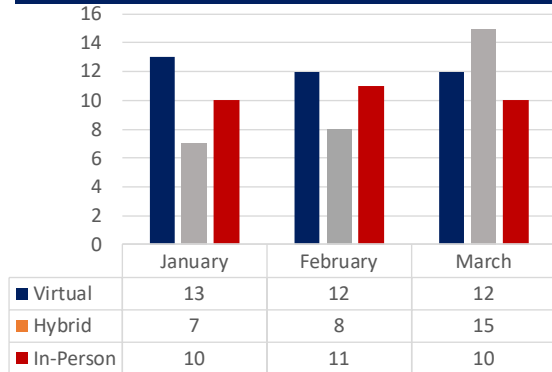


YOUR JOB IS OUT THERE. WE'LL HELP YOU FIND IT.

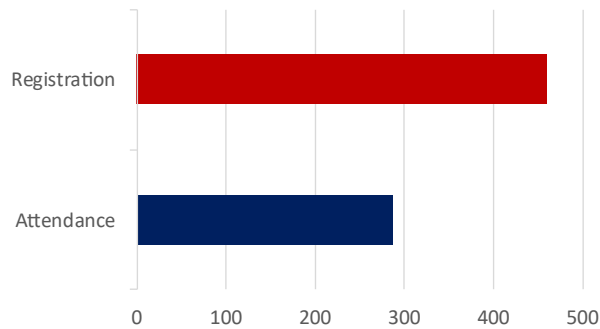
TWO LOCATIONS TO SERVE YOU

PA CAREERLINK[®] WORKSHOP REPORT

WORKSHOP MODALITY



WORKSHOP PARTICIPATION JANUARY -MARCH

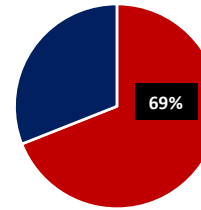


Highest Attendance

- DCCC: Practicing Mindfulness (25)
- DCCC: Practicing Mindfulness (21)
- EDSI: So, You Have An Interview (20)
- DCCC: Practicing Mindfulness (18)
- BWPO: Resume Review (14)
- BWPO: Networking (14)
- EDSI: Stress Management (11)
- EDSI: So, You Have An Interview (9)

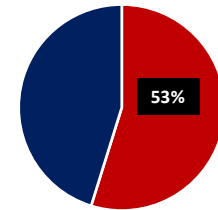
ATTENDANCE ANALYSIS

JANUARY



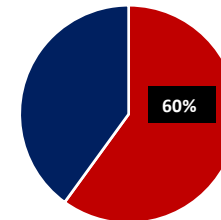
Registrations	218
Attendance	150

FEBRUARY



Registrations	128
Attendance	68

MARCH



Registrations	114
Attendance	69

A proud partner of the  American Job Center network

Column1	PY 2025	PY 2026	Reduction	Percentage
WIOA Formula Funds (Title I)	\$ 4,036,566	\$ 3,392,463	\$ (644,103)	-16%
TANF Youth	\$ 1,075,506	\$ 845,958	\$ (229,548)	-21%