

Delaware County Workforce Development Board
Service Delivery Oversight Committee
Tuesday, August 26, 1pm

Via MS Teams [Join the meeting now](#)

Agenda and Report

Minutes from June 3 meeting

Q4 Performance Outcomes: Title I, Title III, TANF EARN, TANF YDP

Q4 Monitoring Report

PA CareerLink® Activity Report

2025 Service Delivery Oversight Committee Meeting Dates

Tuesday, December 2, 1pm via Teams

Delaware County Workforce Development Board
Service Delivery Oversight Committee Minutes
Tuesday, June 3, 1pm via MS Teams

Attendance: Bill Adams, Shanae Stallworth, Kris Smith, Mike Dopkin, Tanya Allen, Ed Coleman, Jenn Kacimi (staff), Tatiana Moskatova (staff), Kate McGeever (staff)

Minutes from Feb 25 meeting

Ed Coleman made a motion to approve the Feb 25 meeting minutes, Mike Dopkin seconded. All approved.

Q3 Performance Outcomes: Title I, Title III, TANF EARN, TANF YDP

Jenn Kacimi highlighted that WIOA Q3 performance met all performance measures. This is an improvement over last year, when the Youth Measurable Skill Gain did not meet performance goals due to data entry errors. Jenn and her team have provided a lot of technical assistance to prevent those errors in the future.

Q3 Monitoring Report

Tatiana Moskatova reported that program monitoring is going well. She is on track to complete annual monitoring on all contracts. The only concerns she identified are related to participant file review. Contractors have made corrections promptly.

PA CareerLink® Activity Report

Kate McGeever reported that both PA CareerLink® sites have seen strong foot traffic. The Media Office has been leading outreach efforts to job seekers who have applied for unemployment compensation. Mike Dopkin highlighted RESEA program that identifies job seekers who may be at risk for exhausting their UC benefits before finding a new job. Kate provided an overview of how the workforce development system successfully collaborated to respond to the mass layoff as a result of the Crozer Health shutdown.

New Business

Ed Coleman reported that CAADC has hired two former Crozer workers and is in the process of hiring additional Crozer workers. He also shared that CAADC's Medical Assistant program plans to graduate 19 of 20 students.

WIOA Title I Performance Outcomes 4th Quarter PY 2024 Program Year-to-Date Results Delaware

	Adult				Dislocated Worker				Youth				Average Indicator Score	
	Numerator	Actual Performance	Negotiated Goal	% of Goal Achieved	Numerator	Actual Performance	Negotiated Goal	% of Goal Achieved	Numerator	Actual Performance	Negotiated Goal	% of Goal Achieved		
Employment Rate (2nd Quarter)	135	68.2%	69.0%	98.8%	40	74.1%	78.5%	94.4%	58	72.5%	72.0%	100.7%	98.0%	
	198				54				80					
Employment Rate (4th Quarter)	126	61.2%	65.0%	94.2%	33	76.7%	77.0%	99.6%	57	73.1%	69.0%	105.9%	99.9%	
	206				43				78					
Median Earnings (2nd Quarter)	-	\$5,784	\$6,000	96.4%	-	\$8,648	\$10,250	84.4%	-	\$4,124	\$3,500	117.8%	99.5%	
	-				-				-					
Credential Attainment Rate	39	76.5%	78.0%	98.1%	13	68.4%	79.0%	86.6%	12	66.7%	35.0%	190.6%	125.1%	
	51				19				18					
Measurable Skill Gains	39	53.4%	56.0%	95.4%	28	50.9%	42.0%	121.2%	37	82.2%	30.0%	274.0%	163.5%	
	73				55				45					
Average Program Score				96.6%				97.2%					157.8%	✓

Statewide

	Adult				Dislocated Worker				Youth				Average Indicator Score	
	Numerator	Actual Performance	Negotiated Goal	% of Goal Achieved	Numerator	Actual Performance	Negotiated Goal	% of Goal Achieved	Numerator	Actual Performance	Negotiated Goal	% of Goal Achieved		
Employment Rate (2nd Quarter)	4,880	76.2%	77.0%	99.0%	1,856	82.9%	80.5%	103.0%	2,075	72.2%	70.0%	103.1%	101.7%	
	6,401				2,240				2,875					
Employment Rate (4th Quarter)	4,585	73.2%	75.0%	97.6%	1,535	80.8%	80.5%	100.4%	2,010	71.1%	68.0%	104.6%	100.8%	
	6,263				1,900				2,828					
Median Earnings (2nd Quarter)	-	\$6,210	\$8,000	102.6%	-	\$10,648	\$10,000	106.5%	-	\$4,581	\$4,200	109.1%	106.1%	
	-				-				-					
Credential Attainment Rate	1,600	69.2%	71.0%	97.5%	563	77.1%	74.0%	104.2%	1,294	69.6%	66.0%	105.5%	102.4%	
	2,313				730				1,860					
Measurable Skill Gains	2,499	77.4%	64.0%	120.9%	994	78.8%	59.0%	133.6%	1,721	76.7%	63.0%	121.7%	125.4%	
	3,228				1,262				2,245					
Average Program Score				103.5%				109.5%					108.8%	✓

Q4 Performance (April to June)

Data reflects 7/1/24-6/30/25

WIOA Title I Adult and Dislocated Worker Services

Contractor	Service	Employment	Credentials	Enrollments	
				Current	Planned
Business Interface, LLC	Career Services	38	0	77	60
Delaware County Literacy Council	Career Services	6	0	19	37
EDSI, Inc.	Career Services	20	0	56	60
EDSI, Inc.	Career Services - Re-Entry	29	0	101	125
EDSI, Inc.	Training - OJT	8	0	14	35
DCCC	Training - ITA	6	16	99	60

WIOA Title I Out-of-School Youth Services

Contractor	Employment	Work Experience	Credentials	Measurable Skill Gains	Enrollments	
					Current	Planned
Community Action Agency of Delaware County	2	8	19 - CMAA	17	20	20
Chester Education Foundation	17	22	3 – Pharmacy Technician	18	22	25
EDSI, Inc.	0	5	0	7	50	50
Delaware County Intermediate Unit	0	0	0	0	1	25

WIOA Title III Wagner Peyser- RESEA

Q1	Q2	Q3	Q4	
451	471	535	556	Profiled for the RESEA program
240	213	298	121	Registered for a Personalized Service Meeting (PSM)
216	170	286	105	Completed RESEA requirements.

PA CareerLink

Delco	New Job Seekers	Total Active Job Seekers	New Employers	Total Employers	New Job Orders	Unique Employers with a New Job Order	Assisted Job Orders	Unassisted Job Orders	New Hires	Job Order Referrals	Call Ins
July	659	3,976	58	4,286	2,132	108	6	101	6	1,360	2
August	532	3,644	45	4,330	2,238	103	8	95	2	1,285	2
September	651	3,479	30	4,362	2,149	115	14	102	2	1,246	2
October	648	3,551	38	4,399	2,080	131	14	117	2	1,263	1
November	535	3,328	31	4,425	2,207	121	9	110	5	1,236	1
December	429	3,249	32	445	1,585	121	13	108	1	1,201	1
January	543	3,428	35	4,490	2,134	109	12	99	1	1,074	0
February	532	3,316	30	4,519	2,136	127	15	112	8	1,125	0
March	532	3,556	34	4,552	2,121	117	13	103	16	1,288	0
April	611	4,295	41	4,589	1,858	112	15	99	5	1,027	0
May	1,007	4,730	36	4,622	2,194	114	12	104	5	1,248	0
June	574	4,500	28	4,637	2,002	109	11	99	0	1,284	0
Total	3,454	45,052	438	49,656	24,836	1,387	142	1,249	53	14,637	9
Average	623	3,663	43	4,344	2,150	114	11	104	3	1,289	2

Q4 TANF Youth Development Program

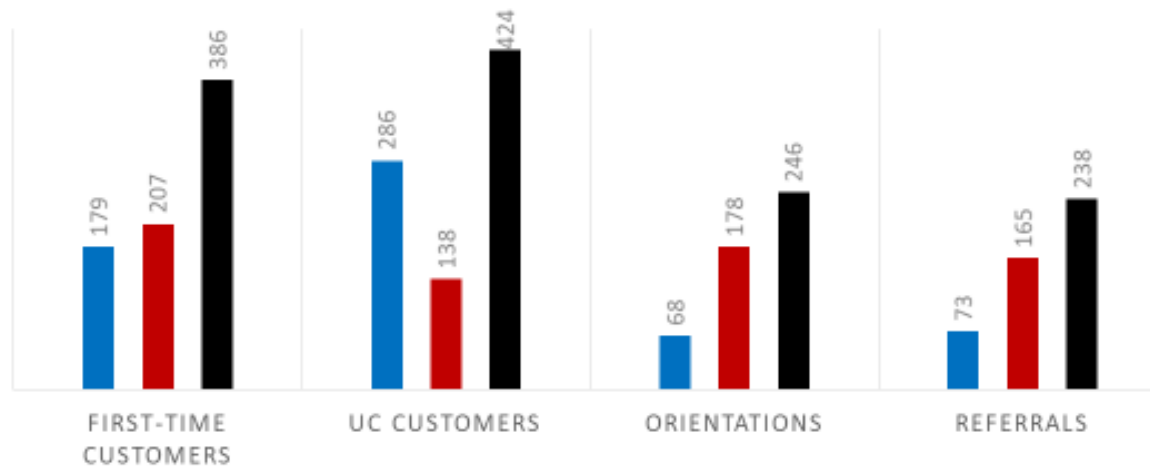
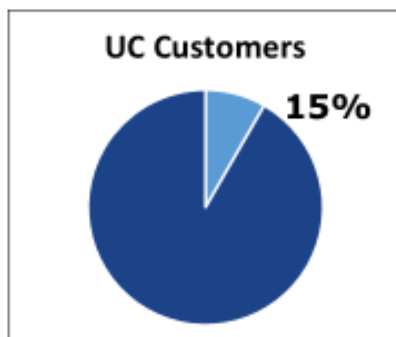
Contractor	Employment	Work Experience	Credentials	Enrollments	
				Current	Planned
Be Proud Foundation	6	13	11 – H.S. Diploma	13	14
Be Proud Foundation (LIP)	0	18	0	18	25
Chester Education Foundation	9	60	28 – H.S. Diploma	60	40
Upper Darby Police Department	3	21	0	21	20
Delaware County Intermediate Unit	0	14	0	14	15
EDSI, Inc	7	8	9 – H.S. Diploma	20	20

TANF EARN

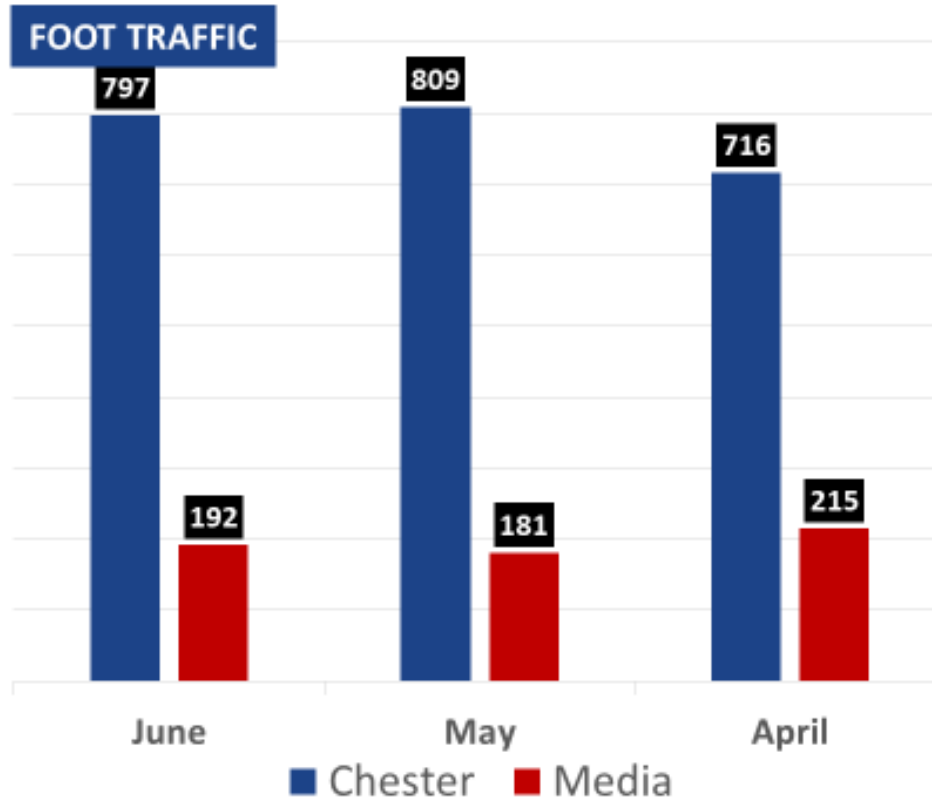
Providers	Project ID	Enrollments YTD	Carry Over Pre	Carry Over Post	Total Served YTD	Placements Verified	Placement YTD	Placement Goal: 65%	Enrolled in Ret.	Retentions Met	Retention Goal: 50%	Enrolled Credentialing	Secured Credentialing	Credentialing Goal: 50%	Assessment (85%)	IEP (85%)	Social Service Professional
TANF																	
EDSI	D0020	0	70	77	147	22	10	45%	55	47	85%	13	10	77%	0%	0%	0%
BI	D0020	0	15	34	49	19	16	84%	13	9	69%	0	0	0%	0%	0%	0%
EDSI	NC2301	200	0	0	200	55	42	76%	45	35	78%	28	27	96%	100%	100%	100%
BI	NC2302	84	0	0	84	24	16	67%	14	3	21%	1	1	100%	100%	100%	100%
SNAP																	
EDSI	SD0020	0	0	1	1	1	0	0%	1	0	0%	0	0	0%	0%	0%	0%
BI	SD0020	0	5	4	9	2	2	100%	0	0	0%	0	0	0%	0%	0%	0%
EDSI	SN2301	5	0	0	5	0	0	0%	0	0	0%	0	0	0%	100%	100%	100%
BI	SN2302	12	0	0	12	0	0	0%	0	0	0%	0	0	0%	100%	100%	100%
Total		301	90	116	507	123	86	70%	128	94	73%	42	38	90%	100%	100%	100%

Quarterly Monitoring Summary, April-June 2025

Contractor	Youth/ADW/ ITA/OJT /OSO/CL	Date of Monitoring Visit/Meeting	Findings? Y/N	In Compliance? Y/N
Delaware County Intermediate Unit	ISY (TANF)	04/02/2025 Visit	No	Yes
Container Research Corporation	OJT	04/17/2025 Visit	No	Yes
Gehr Plastic, Inc.	OJT	04/24/2025 Visit	No	Yes
UTCRAAS, LLC/ Railroad	OJT	04/29/2025 Visit	No	Yes
Grey Dox Services, LLC dba The UPS Store #7504	OJT	05/06/2025 Visit	No	Yes
Pierce College	ITA	05/14/2025 Visit	No	Yes
Delaware County Intermediate Unit	OSY	05/20//2025 Visit	No	Yes
Property Damage Restoration 2, Inc.	OJT	05/29/2025 Visit	No	Yes
Hanwha Philly Shipyard, Inc.	OJT	06/03/2025 Visit	No	Yes
West Philadelphia Bronze, Corp.	OJT	06/10/2025 Visit	Yes*	No*
Delaware County Chamber of Commerce	BEP Grant	06/25/2025 Visit	No	Yes
Delaware County Community College	BEP Grant	06/26/2025 Visit	No	Yes



	Walk Ins	First-Time Customers	UC Customers	Orientations	Referrals
Chester City	2322	179	286	68	73
Media	588	207	138	178	165
Total	2910	386	424	246	238



FIRST TIME CUSTOMERS

	CHESTER	MEDIA
April	4%	35%
May	8%	32%
June	11%	39%

UNEMPLOYMENT CUSTOMERS

	CHESTER	MEDIA
April	13%	20%
May	10%	32%
June	14%	26%

NEWSLETTER DATA

	Open Rate	Total Readers	Total Recipients
April	53%	6,651	12,834
May	57%	8,833	15,783
June	58%	8,938	15,680

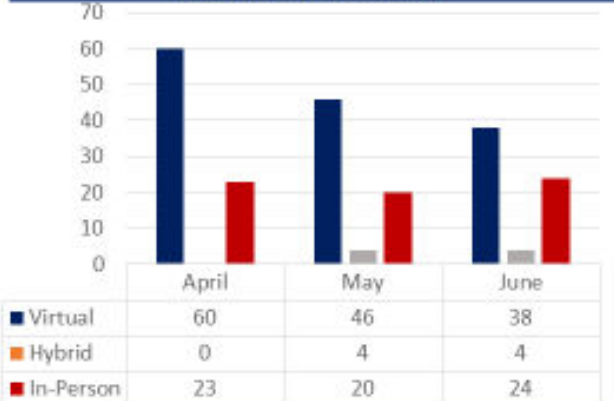
UC OUTREACH

- Mailed an additional 5,600 postcards to new UC claimants

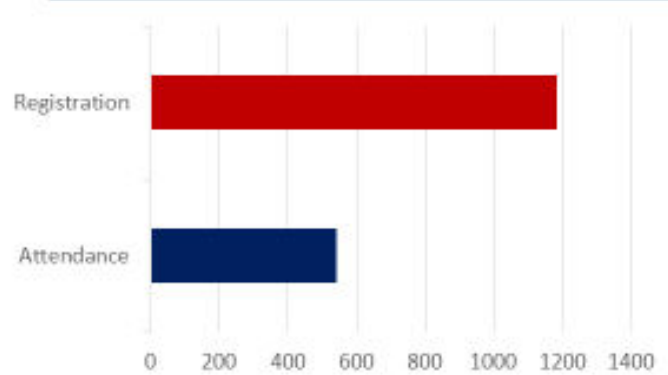


PA CAREERLINK® WORKSHOP REPORT

WORKSHOP MODALITY

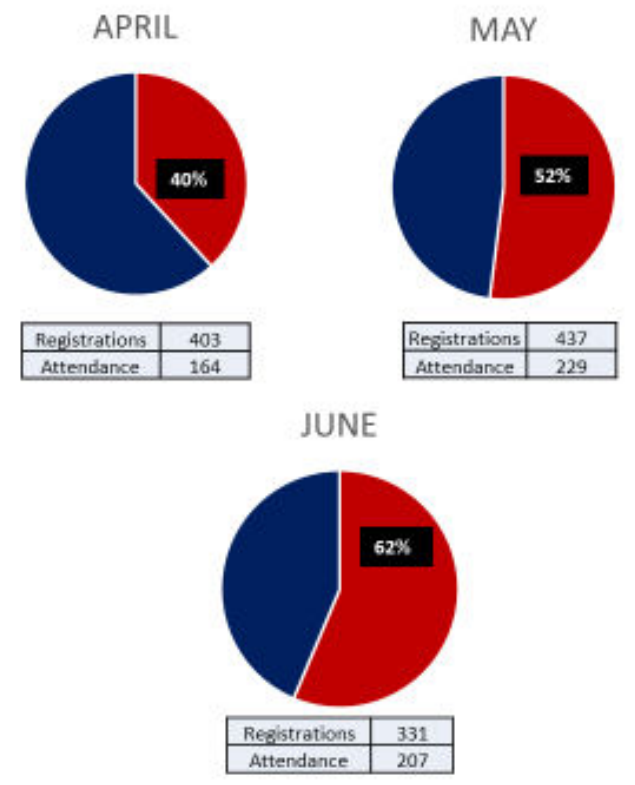


WORKSHOP PARTICIPATION APRIL-JUNE



- ### Highest Attendance
- BWPO: Resume Review (22)
 - DCCC: Resume Review (14)
 - BWPO: Resume Review (14)
 - DCCC: Intro to Training (14)
 - EDSI: Stress Management (11)
 - EDSI: So, You Have An Interview (9)
 - EDSI: Finding Your Fit (9)

ATTENDANCE ANALYSIS



A proud partner of the American Job Center network