

Delaware County Workforce Development Board
Service Delivery Oversight Committee
Tuesday, June 3, 1pm

Via Teams [Join the meeting now](#)

Agenda and Report

Minutes from Feb 25 meeting

Q3 Performance Outcomes: Title I, Title III, TANF EARN, TANF YDP

Q3 Monitoring Report

PA CareerLink® Activity Report

Recruiting non-Board Committee Members

2025 Service Delivery Oversight Committee Meeting Dates

Tuesday, August 26, 1pm via Teams

Tuesday, December 2, 1pm via Teams

Delaware County Workforce Development Board
Monitoring & Oversight Committee Meeting Minutes
Tuesday, February 25, 1:00 pm, Via Teams

Committee Members Attended: Bill Adams, Ed Coleman, Shanae Stallworth, Mike Dopkin, Kate McGeever (staff), Tatiana Moskatova (staff).

Introductions: New committee member Mike Dopkin, BWPO, introduced himself.

Q2 Performance Outcomes: Title I, TANF EARN, TANF YDP:

WIOA Title I Q2 performance met standards except for Dislocated Worker employment two quarters after exit. Staff and contractors seek to address this area by contacting past participants who are included in this measure and offering services. Shanae Stallworth commented on improved performance from Q1 in the area of measurable skills gain. Self-reported performance for Q2 was reviewed. Timing and new contracts were factors for the DCCC training contract and the DCIU youth contract. Both programs are expected to show strong improvement in Q3&4.

TANF YDP performance is on track. Discussion included how summer programs (Be Proud, Upper Darby Police, and Chester Ed) will begin to enroll summer participants in April and May. Bill Adams asked for additional information about the Be Proud program for college students.

Q2 Monitoring Report

Tatiana Moskatova provided a summary of the monitoring process. She reported that during Q2 there were nine (9) in-person visits, which resulted in no findings. There were some concerns, but they were resolved within 10 days. Kate McGeever highlighted that the coaching team makes at least quarterly visits with contractors to identify and resolve any challenges so that contractors are well-prepared for monitoring visits.

PA CareerLink® Activity Report

The PA CareerLink® activity report was reviewed. Kate McGeever highlighted two goals for the upcoming 6-9 months. PA CareerLink® staff will work to ensure that all first-time visitors participate in an orientation to learn about all services. Staff will also work toward greater use of CWDS to make referrals, both inside the PA CareerLink® and to support services outside of the center. Mike Dopkin shared that it can be challenging to maintain good contact information for services outside the center.

Recruiting non-Board Committee Members

NA

Committee members were reminded that the full DCWDB meeting will be Thursday, March 6, at 8:30 am at the Delaware County Technical School.

Meeting adjourned at 1:40 pm

Select LWIB
 Area 1 Delaware
 Area 2 Statewide

WIOA Title I Performance Outcomes 3rd Quarter PY 2024 Program Year-to-Date Results

Delaware

	Adult				Dislocated Worker				Youth				Average Indicator Score	
	Numerator Denominator	Actual Performance	Negotiated Goal	% of Goal Achieved	Numerator Denominator	Actual Performance	Negotiated Goal	% of Goal Achieved	Numerator Denominator	Actual Performance	Negotiated Goal	% of Goal Achieved		
Employment Rate (2nd Quarter)	106 / 152	69.7%	69.0%	101.0%	24 / 35	68.6%	78.5%	87.4%	39 / 55	70.9%	72.0%	98.5%	95.6%	
Employment Rate (4th Quarter)	94 / 156	60.3%	65.0%	92.8%	27 / 34	79.4%	77.0%	103.1%	44 / 59	74.6%	69.0%	108.1%	101.3%	
Median Earnings (2nd Quarter)	-	\$5,718	\$6,000	95.3%	-	\$9,392	\$10,250	91.6%	-	\$3,412	\$3,500	97.5%	94.8%	
Credential Attainment Rate	34 / 42	81.0%	78.0%	103.8%	11 / 17	64.7%	79.0%	81.9%	12 / 17	70.6%	35.0%	201.7%	129.2%	
Measurable Skill Gains	34 / 59	57.6%	56.0%	102.9%	18 / 41	43.9%	42.0%	104.5%	24 / 36	66.7%	30.0%	222.3%	143.2%	
Average Program Score													99.2%	145.6%

Statewide

	Adult				Dislocated Worker				Youth				Average Indicator Score	
	Numerator Denominator	Actual Performance	Negotiated Goal	% of Goal Achieved	Numerator Denominator	Actual Performance	Negotiated Goal	% of Goal Achieved	Numerator Denominator	Actual Performance	Negotiated Goal	% of Goal Achieved		
Employment Rate (2nd Quarter)	3,479 / 4,617	75.4%	77.0%	97.9%	1,305 / 1,573	83.0%	80.5%	103.1%	1,033 / 1,434	72.0%	70.0%	102.9%	101.3%	
Employment Rate (4th Quarter)	3,483 / 4,811	72.4%	75.0%	96.5%	1,125 / 1,413	79.6%	80.5%	98.9%	1,628 / 2,339	69.6%	68.0%	102.4%	99.3%	
Median Earnings (2nd Quarter)	-	\$8,033	\$8,000	100.4%	-	\$10,606	\$10,000	106.1%	-	\$5,228	\$4,200	124.5%	110.3%	
Credential Attainment Rate	1,238 / 1,794	69.0%	71.0%	97.2%	427 / 538	79.4%	74.0%	107.3%	1,159 / 1,623	71.4%	66.0%	108.2%	104.2%	
Measurable Skill Gains	1,851 / 2,711	68.3%	64.0%	106.7%	725 / 1,037	69.9%	59.0%	118.5%	982 / 2,135	46.0%	63.0%	73.0%	99.4%	
Average Program Score													99.8%	106.8%

Q3 Performance (Jan-March)

WIOA Title I Adult and Dislocated Worker Services

Contractor	Service	Employment	Credentials	Enrollments	
				Current	Planned
Business Interface, LLC	Career Services	30	0	57	60
Delaware County Literacy Council	Career Services	4	0	15	37
EDSI, Inc.	Career Services	15	0	45	60
EDSI, Inc.	Career Services - Re-Entry	28	0	85	125
EDSI, Inc.	Training - OJT	8	0	11	35
DCCC	Training - ITA	2	8	83	60

WIOA Title I Out-of-School Youth Services

Contractor	Employment	Work Experience	Credentials	Measurable Skill Gains	Enrollments	
					Current	Planned
Community Action Agency of Delaware County	0	5	17	17	20	20
Chester Education Foundation	13	18	2	18	22	25
EDSI, Inc.	0	7	0	7	36	50
Delaware County Intermediate Unit	0	0	0	0	1	25

WIOA Title III Wagner Peyser- RESEA

Q4	Q3	
451	471	Profiled for the RESEA program
240	213	Registered for a Personalized Service Meeting (PSM)
216	170	Completed RESEA requirements.

TANF Youth Development Program

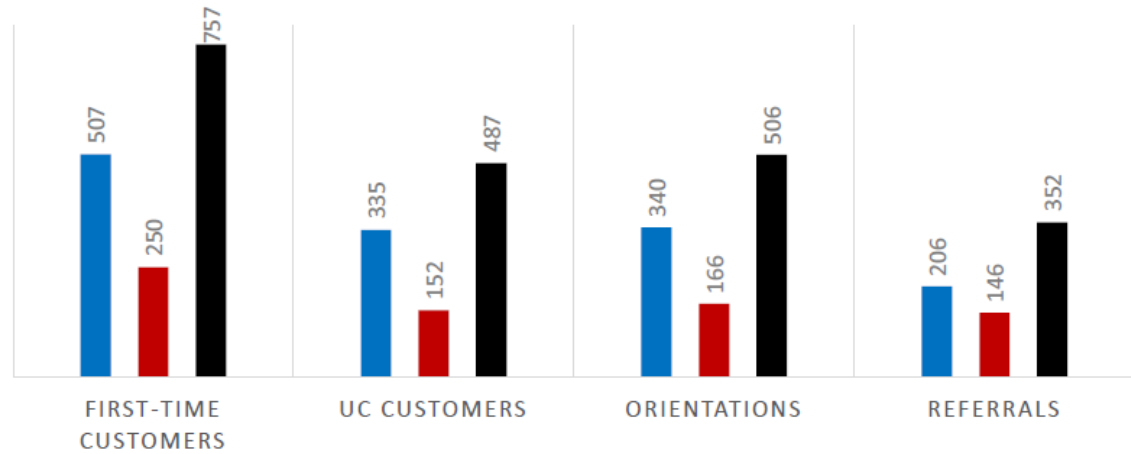
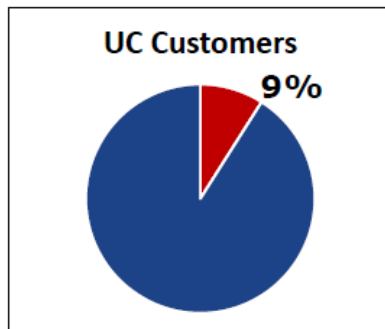
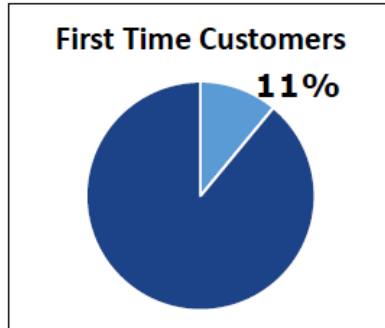
Contractor	Employment	Work Experience	Credentials	Enrollments	
				Current	Planned
Be Proud Foundation	0	13	0	13	14
Be Proud Foundation (LIP)	0	18	0	18	25
Chester Education Foundation	5	60	0	60	40
Upper Darby Police Department	3	21	0	21	20
Delaware County Intermediate Unit	0	12	0	11	15
EDSI, Inc	3	8	0	20	20

TANF EARN

Providers	Project ID	Enrollments YTD	Carry Over Pre	Carry Over Post	Total Served YTD	Placements verified	Placement YTD	Placement Goal: 65%	Enrolled in Ret.	Retentions Met	Retention Goal: 50%	Enrolled Credentialing	Secured Credentialing	Credentialing Goal: 50%	Assessment (85%)	IEP (85%)	Social Service Professional
TANF																	
EDSI	D0020	0	70	77	147	20	7	35%	21	4	19%	13	10	77%	0%	0%	0%
BI	D0020	0	15	34	49	10	9	90%	13	4	31%	0	0	0%	0%	0%	0%
EDSI	NC2301	150	0	0	150	43	13	30%	0	0	0%	16	12	75%	100%	100%	100%
BI	NC2302	66	0	0	66	22	11	50%	0	0	0%	1	1	100%	100%	100%	100%
SNAP																	
EDSI	SD0020	0	0	1	1	1	0	0%	1	0	0%	0	0	0%	0%	0%	0%
BI	SD0020	0	5	4	9	2	2	100%	0	0	0%	0	0	0%	0%	0%	0%
EDSI	SN2301	5	0	0	5	0	0	0%	0	0	0%	0	0	0%	100%	100%	100%
BI	SN2302	11	0	0	11	0	0	0%	0	0	0%	0	0	0%	100%	100%	100%
Total		232	90	116	438	98	42	43%	35	8	23%	30	23	77%	100%	100%	100%

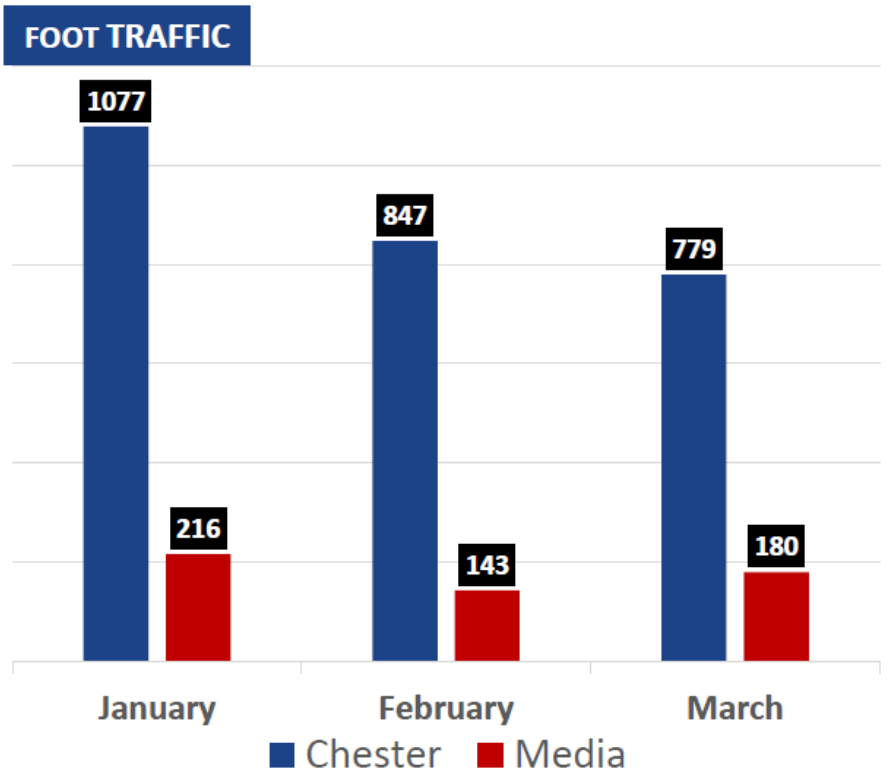
Quarterly Monitoring Summary, January-March 2025

Contractor	Youth/ADW/ ITA/OJT /OSO/CL	Date of Monitoring Visit/Meeting	Findings? Y/N	In Compliance? Y/N
Chester Education Foundation	OSY	01/16/2025 Visit	No	Yes
Community Action Agency of Delco	OSY	01/22/2025 Visit	No	Yes
Educational Data System Inc.	OSY	01/30/2025 Visit	No	Yes
Educational Data System Inc., Career Services, Performance: Placement, Retention, Follow- Up Programs	EARN	02/12/2025 Visit	No	Yes
Business Interface, LLC Career Services, Performance: Placement, Retention, Follow- Up Programs	EARN	02/13/2025 Visit	No	Yes
Delaware County Community College, Training Services Program	ADW	02/19/2025 Visit	No	Yes
Educational Data System Inc., Training Services, OJT Only Program	ADW	03/11/2025 Visit	No	Yes
Chester Education Foundation, TANF	ISY	03/13/2025 Visit	No	Yes
Educational Data System Inc., TANF	ISY	03/19/2025 Visit		
Be Proud Foundation, TANF	ISY	03/25/2025 Visit	No	Yes



	Walk Ins	First-Time Customers	UC Customers	Orientations	Referrals
Chester City	2703	179	183	100	110
Media	539	201	113	159	150
Total	3242	380	296	259	260

**PA CAREERLINK®
 SITE DATA**



FIRST TIME CUSTOMERS

	CHESTER	MEDIA
January	52	88
February	39	60
March	88	61

UNEMPLOYMENT CUSTOMERS

	CHESTER	MEDIA
January	61	36
February	57	37
March	65	40

NEWSLETTER DATA

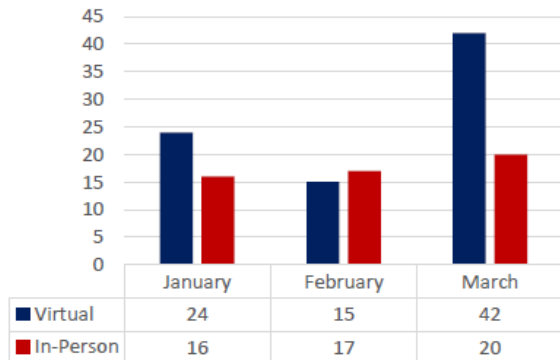
	Open Rate	Total Readers	Total Recipients
January	52%	6,740	12,987
February	48%	6,086	12,944
March	54%	6,841	12,891

UC OUTREACH

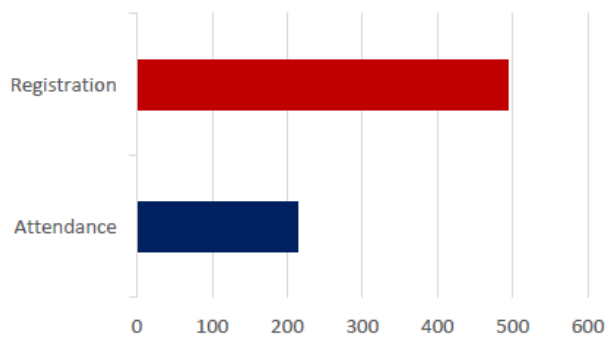
- Mailed 5,000 postcards to new UC claimants.

PA CAREERLINK[®] WORKSHOP REPORT

WORKSHOP MODALITY



WORKSHOP PARTICIPATION JULY-SEPTEMBER

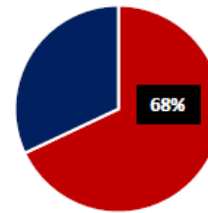


Highest Attendance

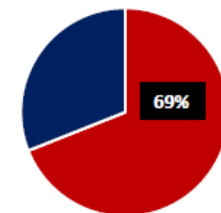
- DCCC: Resume Review (12)
- EDSI: OJT Info (11)
- EDSI: Practicing Mindfulness (8)
- EDSI: Understanding the ATS System (8)
- DCCC: Intro to ITA (8)
- EDSI: My Strengths and Skills (5)
- BWPO/ DCCC ProLink (5)

ATTENDANCE ANALYSIS

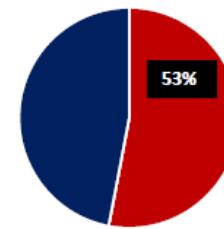
JANUARY



FEBRUARY



MARCH



A proud partner of the  network