

Delaware County Workforce Development Board
Service Delivery Oversight Committee
Tuesday, February 25, 1:00 pm
Via Teams [Join the meeting now](#)

Agenda and Report

Q2 Performance Outcomes: Title I, TANF EARN, TANF YDP

Q2 Monitoring Report

PA CareerLink® Activity Report

Recruiting non-Board Committee Members

2025 Service Delivery Oversight Committee Meeting Dates

Tuesday, June 3, 1pm via Teams

Tuesday, August 26, 1pm via Teams

Tuesday, December 2, 1pm via Teams

Select LWIB	
Area 1	Delaware
Area 2	Statewide

WIOA Title I Performance Outcomes 2nd Quarter PY 2024 Program Year-to-Date Results

Delaware

	Adult				Dislocated Worker				Youth				Average Indicator Score	
	Numerator	Actual Performance	Negotiated Goal	% of Goal Achieved	Numerator	Actual Performance	Negotiated Goal	% of Goal Achieved	Numerator	Actual Performance	Negotiated Goal	% of Goal Achieved		
Employment Rate (2nd Quarter)	69	69.0%	69.0%	100.0%	14	60.9%	78.5%	77.6%	23	65.7%	72.0%	91.3%	89.6%	
Employment Rate (4th Quarter)	100				23				35					
	61	57.5%	65.0%	88.5%	18	90.0%	77.0%	116.9%	33	76.7%	69.0%	111.2%	105.5%	
Median Earnings (2nd Quarter)	106				20				43					
	-	\$6,318	\$6,000	105.3%	-	\$9,392	\$10,250	91.6%	-	\$2,870	\$3,500	82.0%	93.0%	
Credentialed Attainment Rate	19	79.2%	78.0%	101.5%	9	81.8%	79.0%	103.5%	12	75.0%	35.0%	214.3%	139.8%	
	24				11				16					
Measurable Skill Gains	10	35.7%	56.0%	63.8%	6	33.3%	42.0%	79.3%	15	40.5%	30.0%	135.0%	92.7%	
	28				18				37					
Average Program Score				91.8%				93.8%					126.7%	!

Statewide

	Adult				Dislocated Worker				Youth				Average Indicator Score	
	Numerator	Actual Performance	Negotiated Goal	% of Goal Achieved	Numerator	Actual Performance	Negotiated Goal	% of Goal Achieved	Numerator	Actual Performance	Negotiated Goal	% of Goal Achieved		
Employment Rate (2nd Quarter)	2,227	75.1%	77.0%	97.5%	820	82.0%	80.5%	101.5%	669	71.9%	70.0%	102.7%	100.7%	
Employment Rate (4th Quarter)	2,964				1,000				930					
	2,377	71.9%	75.0%	95.9%	718	79.4%	80.5%	98.6%	1,313	69.1%	68.0%	101.6%	98.7%	
Median Earnings (2nd Quarter)	3,307				904				1,900					
	-	\$8,092	\$8,000	101.1%	-	\$10,452	\$10,000	104.5%	-	\$5,244	\$4,200	124.9%	110.2%	
Credentialed Attainment Rate	829	69.5%	71.0%	97.9%	253	77.4%	74.0%	104.6%	1,019	73.7%	66.0%	111.7%	104.7%	
	1,192				327				1,382					
Measurable Skill Gains	1,307	65.2%	64.0%	101.9%	493	65.6%	59.0%	111.2%	721	38.6%	63.0%	61.3%	91.4%	
	2,005				751				1,870					
Average Program Score				98.9%				104.2%					100.4%	✔

Data reflects 7/1/24-12/31/24

WIOA Title I Adult and Dislocated Worker Services

Contractor	Service	Employment	Credentials	Enrollments	
				Current	Planned
Business Interface, LLC	Career Services	40	0	46	60
Delaware County Literacy Council	Career Services	2	0	9	37
EDSI, Inc.	Career Services	10	0	23	60
EDSI, Inc.	Career Services - Re-Entry	10	0	57	125
EDSI, Inc.	Training - OJT	3	0	8	35
DCCC	Training - ITA	2	6	58	60

WIOA Title I Out-of-School Youth Services

Contractor	Employment	Work Experience	Credentials	Measurable Skill Gains	Enrollments	
					Current	Planned
Community Action Agency of Delaware County	0	0	0	11	20	20
Chester Education Foundation	8	16	1	10	20	25
EDSI, Inc.	0	2	0	3	28	50
Delaware County Intermediate Unit	0	0	0	0	0	25

TANF Youth Development Program

Contractor	Employment	Work Experience	Credentials	Enrollments	
				Current	Planned
Be Proud Foundation	0	13	0	13	14
Be Proud Foundation (LIP)	0	18	0	18	25
Chester Education Foundation	0	60	0	60	40
Upper Darby Police Department	3	21	0	21	20
Delaware County Intermediate Unit	0	11	0	11	15
EDSI, Inc	2	0	0	18	20

TANF EARN

Delco EARN Performance PY24-25 PA October 1, 2024, to December 31, 2024																	
Providers	Program	Project ID	Enrollments	Carry Over Pre	Carry Over Post	Total Served YTD	Placements	Verified Placements	Placement Goal: 65%	Enrolled in Ret.	Retentions Met	Retention Goal: 50%	Sec. Equiv./Credentialing	Credentialin Sec.Equiv/ g Goal: 50%	Assessment (85%)	IEP (85%)	Social Service Professional
EDSI	EARN	D0020	0	70	77	147	5	1	20%	9	7	78%	3	100%	0%	0%	0%
BI	EARN	D0020	0	15	34	49	1	1	100%	2	1	50%	0	0%	0%	0%	0%
EDSI	EARN	NC2301	48	0	0	104	26	4	15%	0	0	0%	10	100%	100%	80%	95%
BI	EARN	NC2302	27	0	0	44	7	2	29%	0	0	0%	2	100%	100%	90%	87%
Total			82	90	116	366	40	9	23%	11	8	73%	15	100%			
EDSI	SNAP	SD0020	0	0	1	1	0	0	0%	0	0	100%	0	0%	0%	0%	0%
BI	SNAP	SD0020	0	5	4	9	1	1	100%	0	0	0%	0	0%	0%	0%	0%
EDSI	SNAP	SN2301	2	0	0	2	0	0	0%	0	0	0%	0	0%	100%	100%	100%
BI	SNAP	SN2302	5	0	0	10	0	0	0%	0	0	0%	0	0%	100%	100%	100%

Total Carry Overs = 196

EDSI Pre-Placement = 70

BI Pre-Placement = 15

EDSI Post-Placement = 77

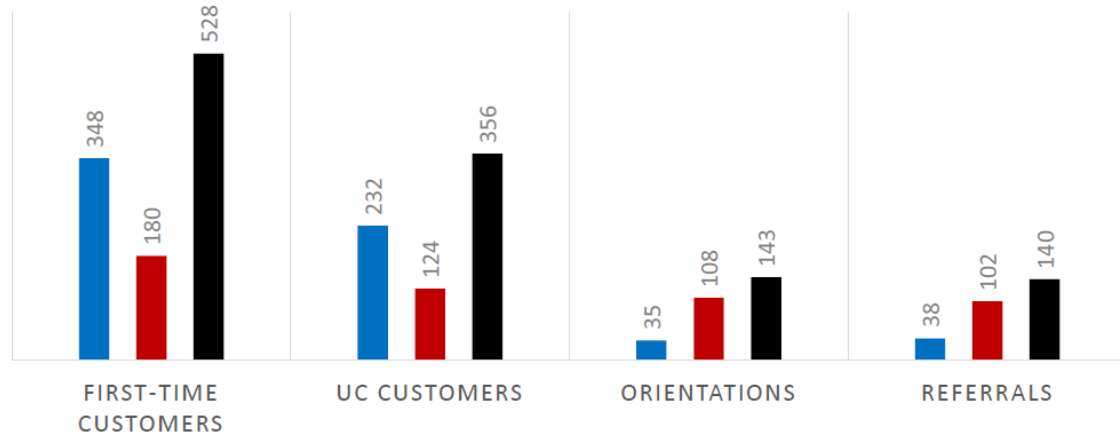
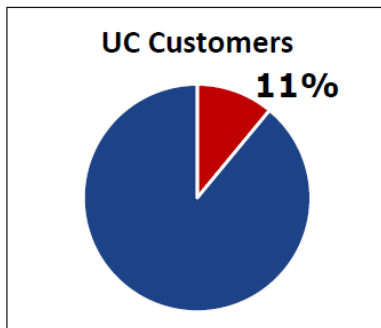
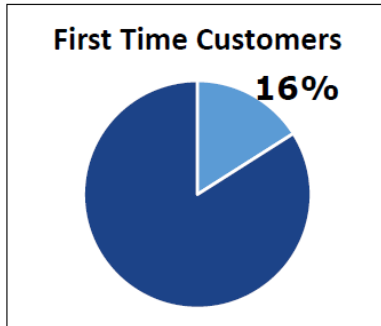
BI Post-Placement = 34

EDSI Total = 147

BI Total = 49

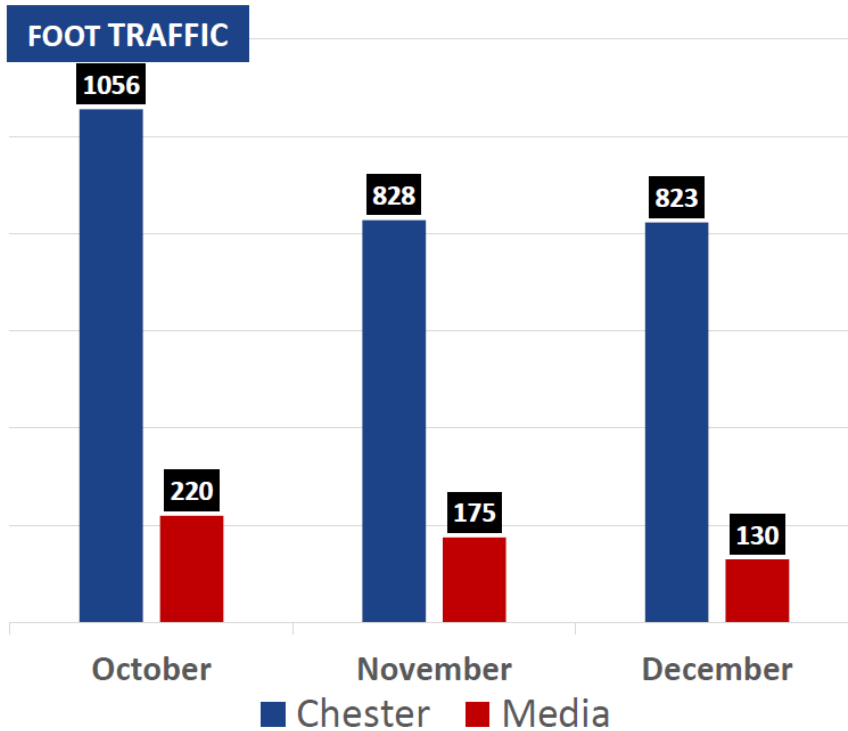
Quarterly Monitoring Summary, October-December 2024

Contractor	Youth/ADW/ ITA/OJT /OSO/CL	Date of Monitoring Visit/Meeting	Findings? Y/N	In Compliance? Y/N
KayLynn Hamilton	OSO	10/03/2024 Zoom	No	Yes
Educational Data System Inc. (Prisoner Re-Entry (PE) Pathway Homes 3 (PH3) Program	Other Grants	10/14/2024 Visit	No	Yes
Business InterFace, LLC, Career Services Program	ADW	11/15/2024 Visit	No	Yes
Delaware County Literacy Council, Career Services – Immigrants & 40+ Program	ADW	11/19/2024 Visit	No	Yes
Educational Data System Inc., Career Services Program	ADW	10/22/2024 Visit	No	Yes
Delaware County Community College	ITA	10/29/2024 Visit	No	Yes
Educational Data System Inc., Career Services – Reentry Program	ADW	11/14/2024 Visit	No	Yes
Educational Data System Inc. Business Service Team	ADW	11/20/2024 Visit	No	Yes
Smith & Solomon Commercial Driving Training	ITA	11/26/2024 Visit	No	Yes



	Walk Ins	First-Time Customers	UC Customers	Orientations	Referrals
Chester City	2707	348	232	35	38
Media	525	180	124	108	102
Total	3232	528	356	143	140

PA CAREERLINK[®]
SITE DATA



FIRST TIME CUSTOMERS

	CHESTER	MEDIA
October	169	75
November	112	60
December	67	45

UNEMPLOYMENT CUSTOMERS

	CHESTER	MEDIA
October	112	45
November	70	46
December	50	33

NEWSLETTER DATA

	Open Rate	Total Readers	Total Recipients
October	51%	6,643	13,089
November	52%	6,766	13,055
December	44%	5,671	13,013

UC OUTREACH

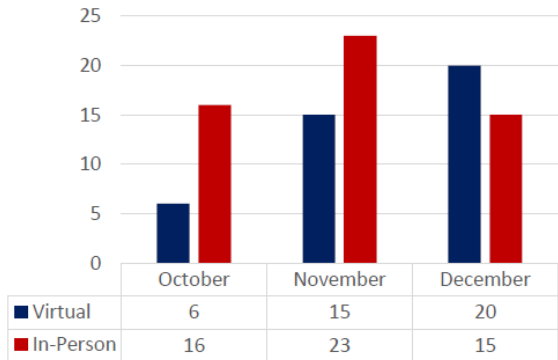
- Mailed 3,916 postcards to new UC claimants.
- Called 200 new UC claimants

YOUTH OUTREACH

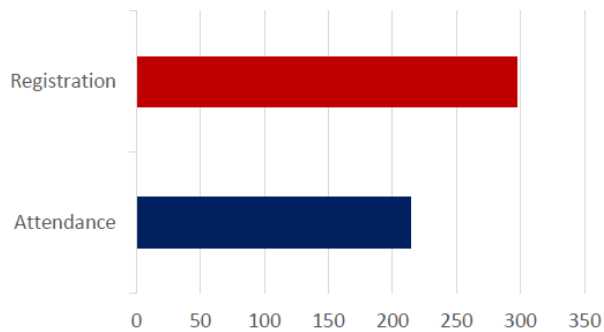
- PA CareerLink[®] staff facilitated a one-hour Career Pathways workshop for 140 guidance counselors at the Delaware County Guidance Counselors Association Professional Development Day.
- PA CareerLink[®] staff hosted two resume writing sessions for 15 students participating in the Penn Wood Superintendent Student Advisory Committee.
- PA CareerLink[®] staff led a six-week career development workshop series for Upper Darby High School students, covering resume writing, goal setting, career pathways, and interview skills.

PA CAREERLINK[®] WORKSHOP REPORT

WORKSHOP MODALITY



WORKSHOP PARTICIPATION JULY-SEPTEMBER

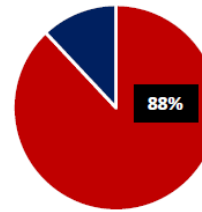


Highest Attendance

- DCCC: Resume Review (19)
- EDSI: Crafting A marketable Resume (17)
- EDSI: OJT Info Session (15)
- EDSI: Basic Interviewing (10)
- EDSI: Finding Work in Delaware County (9)
- DCLC: Holiday Job Search (7)

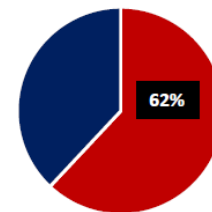
ATTENDANCE ANALYSIS

OCTOBER



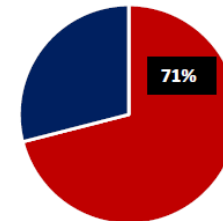
Registrations	72
Attendance	64

NOVEMBER



Registrations	127
Attendance	80

DECEMBER



Registrations	98
Attendance	70

A proud partner of the [AmericanJobCenter](#) network